

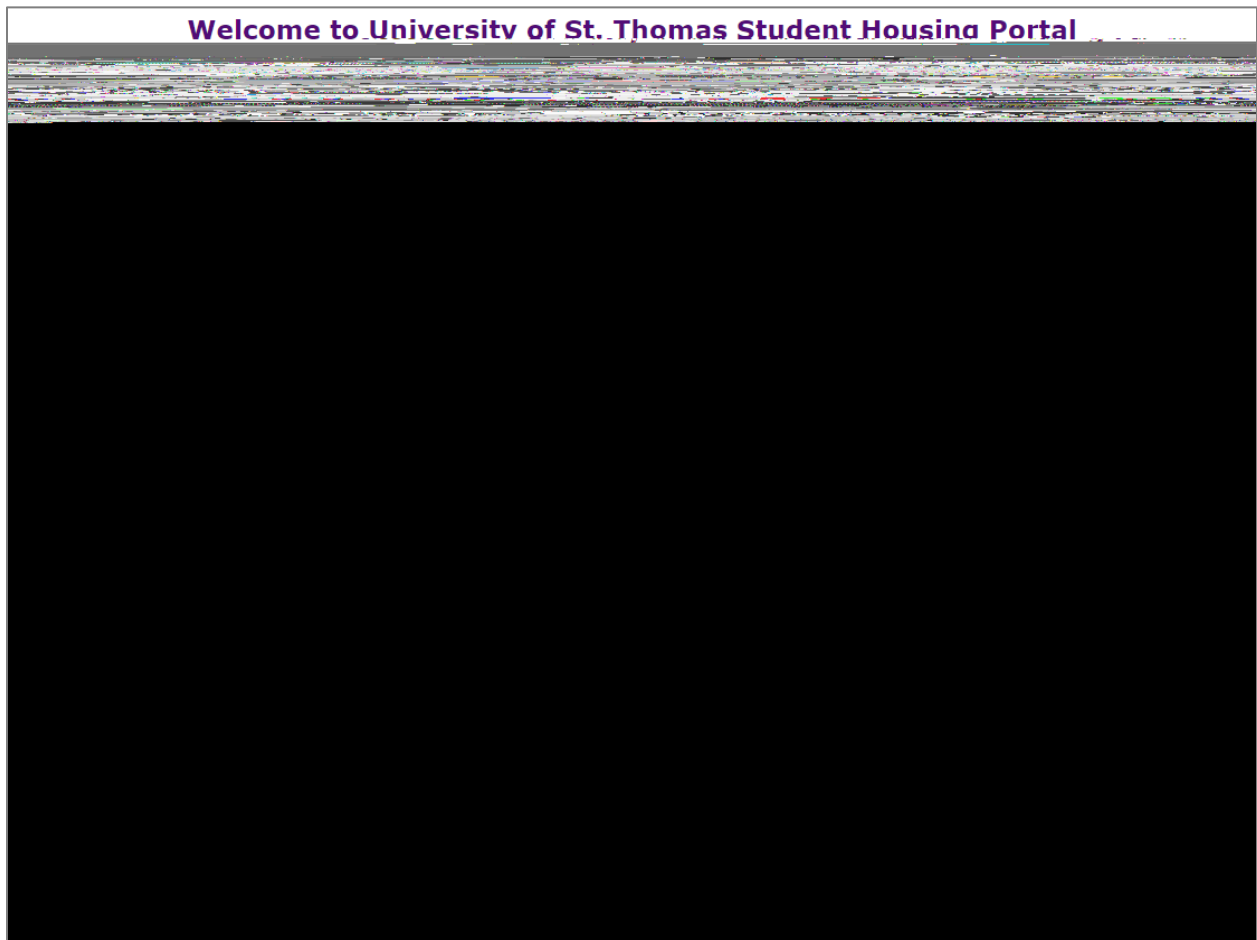
FIRST-YEAR HOUSING PREFERENCE FORM GUIDE

To Navigate to the housing preference form, follow steps below:

1. Log into Murphy Online through the St. Thomas homepage or going directly to <https://banner.stthomas.edu>.
2. Once logged in, select the Student Services link from the main page.
3. At the bottom of the Student Services page, find and select the link for Student Housing System.
4. On the student housing page, please select the link that will bring you to the St. Thomas Housing System and it will open a new browser window/tab with the Student Housing Portal. (Please make sure that your pop-up blockers are allowed for the new window to open)

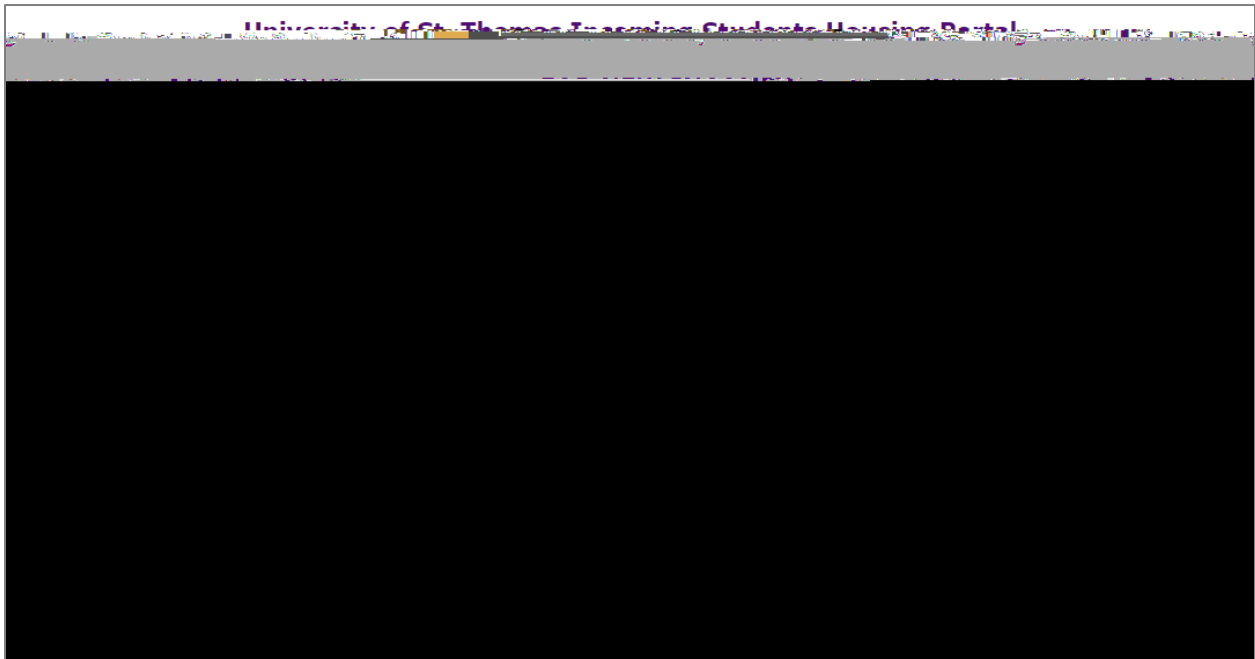
The Student Housing Portal is displayed.

- Click on "I AM AN INCOMING FIRST YEAR OR TRANSFER STUDENT FOR FALL."



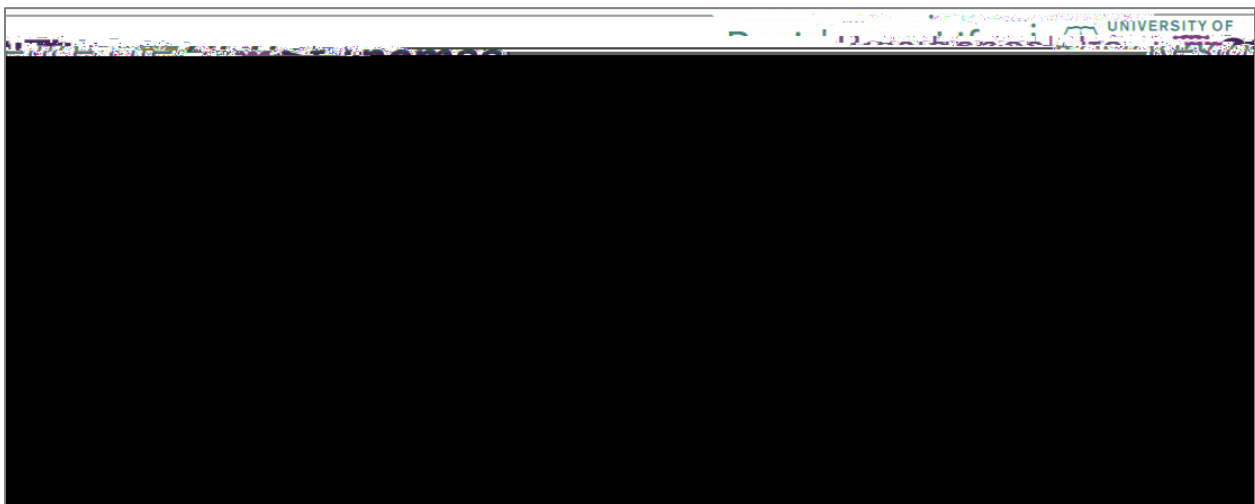
The First Year or Transfer Students Housing Portal is displayed.

- Click on the image below First-Year Housing Preference Form.



The Welcome to the Housing Preference Form page is displayed.

-




The Meal Plan Preference page is displayed.

- Select Meal Plan Unlimited and c



Roommate Matching Questions page is displayed.

-
- Answer all
- If you answer "No Pref"
"Did you choose to answer No Preference to All Roommate"
-



Living Learning Community or Common Good Learning Community


Preference page is displayed.

- Living Learning Community (LLC) or Common Good Learning Community (CGLC) preferences .
- Students in Aquinas Scholars Honors program should read the **NOTE**
- when done.

Verify First Choice of LLC or CGLC and

Buildings and Single Room Preferences page is displayed.

- preferences and rank in order of importance to you.
- have a housing preference for a single room.
-



The Medical/Disability Accommodation Request Form is displayed.